



## **ANNOUNCEMENT**

# **ASIAN VETERINARY PATHOLOGY CONGRESS- 2017**

**9-11 NOVEMBER, 2017**

**XXXIV ANNUAL CONFERENCE OF INDIAN ASSOCIATION OF VETERINARY PATHOLOGISTS**

**VIII BIENNIAL MEETING of ASIAN SOCIETY OF VETERINARY PATHOLOGY**

**VIII ANNUAL MEETING OF INDIAN COLLEGE OF VETERINARY PATHOLOGISTS**

**AND**

**INTERNATIONAL CONFERENCE ON**

**"EMERGING HORIZONS IN DIAGNOSIS OF ANIMAL AND POULTRY DISEASES-  
TOWARDS SUSTAINABLE PRODUCTION IN ASIAN COUNTRIES"**

**ORGANIZED BY**

**DEPARTMENT OF VETERINARY PATHOLOGY**

**VETERINARY COLLEGE, HEBBAL**

**BENGALURU- 560 024, KARNATAKA, INDIA**

**[www.iavp-asvp2017.com](http://www.iavp-asvp2017.com)**



## INVITATION

### Dear Colleagues,

It gives us immense pleasure to inform you that the Department of Veterinary Pathology, Veterinary College, Hebbal, Bengaluru along with **IAVP, ASVP and ICVP** is organizing an International Conference on “**Emerging horizons in diagnosis of animal and poultry diseases- towards sustainable production in Asian countries**” along with Asian Veterinary Pathology Congress between 9<sup>th</sup>-11<sup>th</sup> November 2017. The Organizing Committee cordially invites all the Veterinary Pathologists Veterinary and Biomedical Scientists, Academicians and Scholars of Asia to take part in this event.

The seminar will focus on the recent trends in Veterinary Pathology and technologies available for disease diagnosis in animals and poultry with emphasis on need based approaches. The deliberations of the event will bring to limelight the lacunae currently faced in combating emerging infectious diseases, their rapid diagnosis and control strategies. The main objective will be to bridge the gap between the available technology and its judicial adoption by Academicians/Industry and efficient use by practitioners.

### ABOUT THE PARTICIPATING ORGANISATIONS

**Indian Association of Veterinary Pathologists (IAVP)** (<http://www.iavp.org>) was founded in March, 1974 during a scientific get-together of Veterinary Pathologists at the Indian Veterinary Research Institute, Izatnagar. In the country, at that time in the eve of green revolution, emphasis was largely laid on the necessity of expanding agricultural education. Almost simultaneously, the scientist in the field of Veterinary and Animal Husbandry faced challenge on the front of increasing demands for livestock and poultry production. The assembly of pathologists in the form of annual conventions and symposia on the current problems in Veterinary Science was first held at Veterinary College, Bengaluru in 1983 but became an annual feature only after 1986.

### Asian Society of Veterinary Pathology

**(ASVP)** (<http://asvp.info>) founded in 2003, is a federation of organisations in Asian countries that are fostering the advancement of Veterinary Pathology in the region. It has eight member countries representing the profession in Japan, South Korea, Vietnam, Thailand, Indonesia, Malaysia, Philippines and India. The ASVP general body meets once in two years. The society encourages scientific and professional co-operation among Veterinary Pathologists practicing the discipline in member countries and acts as a single voice of Veterinary Pathology in the region.

**Indian College of Veterinary Pathologists (ICVP)** (<http://icvp.in>) was established in 2008 under the aegis of Indian Association of Veterinary Pathologists as an independent certification organization for personal accreditation in India. It aims for the advancement of Veterinary Pathology and its sub-specializations including General Pathology Clinical Pathology, Avian Pathology, Aquatic Animal Pathology, Toxicologic Pathology, Laboratory Animal Pathology etc. by establishing standards of training and experience. The organization was pioneered, conceived and developed by a group of 22 life members of the Indian Association of Veterinary Pathologists identified as Charter Members having recognizable stature in academia, research, industry and practice.

### Veterinary College, Hebbal, Bengaluru

The Veterinary College, Bengaluru was inaugurated on 25<sup>th</sup> July, 1958. The college was initially affiliated to Mysore University, Mysore and at present is one of the constituent Colleges of Karnataka Veterinary, Animal and Fisheries Sciences University, Bidar.

The College is located in the centre of the city on Kempegowda International Airport road (30 Kms from the venue) and the city is well connected by railway facility. The railway stations (KSR Bengaluru and Cantonment) are at relatively shorter distance from the venue. The route map to reach the venue from railway station and airport is appended.

The weather condition in Bengaluru during November will be pleasant (15-20° C) but

the delegates are advised to carry warm clothings.

### ABOUT BENGALURU



Bengaluru is the capital city of Karnataka State in India known as "The Garden City" located on the Deccan Plateau in the South Eastern part of Karnataka. The name Bangalore was derived from the word "Begur" and from a popular story suggests the name from "Bendakaluru". The present city was designed by Kempe Gowda in 1537, who served under Vijayanagar Kings as the in-charge of Yelahanka. The city was renamed as Bengaluru in 2014 on the occasion of 59<sup>th</sup> Kannada Rajyotsava (1<sup>st</sup> November). Bengaluru is the 5<sup>th</sup> largest city and 3<sup>rd</sup> most populous city in India. The city is popularly known as "The Silicon Valley of India" and is the nation's leading Information Technology export hub. The city also boasts of two national institutions, namely Indian Institute of Management and Indian Institute of Science. Bengaluru is also popular tourist destination and often used as centre for visiting other cities of Karnataka.

#### Technical Sessions:

The Conference will comprise the following technical sessions covering various areas of Veterinary Pathology:

1. New Horizons in disease diagnosis
2. Toxicopathology and Laboratory Animal Pathology
3. Molecular Pathology and Oncology
4. Farm Animal Pathology
5. Pet and Companion Animal Pathology

6. Poultry Disease Diagnosis and Intervention Strategies
7. Wild Animal Pathology
8. Aquatic Animal Pathology
9. Young Scientists award Oral Presentation

#### Submission of Abstracts:

Abstracts for Oral/Poster presentation not exceeding 250 words excluding title, authors and affiliation, complying the following style shall be uploaded to website on or before 30<sup>th</sup> September 2017.

**Title of the Paper:** Times New Roman, 12 font size, bold, single space and centred.

**Authors:** Times New Roman, 11 font size, normal single space, centred; full name followed by surname. More than one author, the presenting author's name must be underlined. The presenting author need not have to be the first author. Corresponding author should be identified with an asterisk.

**Authors Affiliation:** Times New Roman, 10 font size, italics, centred: address of the department where work was carried out, institution, city and country.

**Text:** Times New Roman, 11 font size, normal single space **encompassing Introduction, Materials and Methods, Results and Conclusions in continuous text format.** Sub-headings in the text should be avoided.

The Abstracts submitted will be evaluated by a Screening Committee and the corresponding author will be intimated about the acceptance (Oral/Poster) well in advance. However, only registered delegates will be invited for oral/poster presentation

#### Presentation:

**Oral:** All oral presentations should be made by power point presentation for 5 minutes. The speakers are advised to bring their presentations in pen drive/ CD.

**Poster:** Poster size shall be of less than 4 feet height and 3 feet width. The presenters will be allotted code numbers (will be intimated) and the same shall be displayed on the poster board.

## Registration Fees

Categories	On or before 10 <sup>th</sup> October 2017	After 10 <sup>th</sup> October 2017
IAVP Life Members	INR. 4500/-	INR. 5000/-
IAVP Non Members	INR. 5000/-	INR. 5500/-
Students*	INR. 2500/-	INR. 3000/-
Accompanying Persons	INR. 2000/-	INR. 2500/-
Foreign Delegates	USD 200	USD 250
Overseas Foreign Students*	USD 75	USD 100
Retired IAVP Members	Free	Free

\*Students must enclose a bona fide certificate from Head of the Department/ Institution



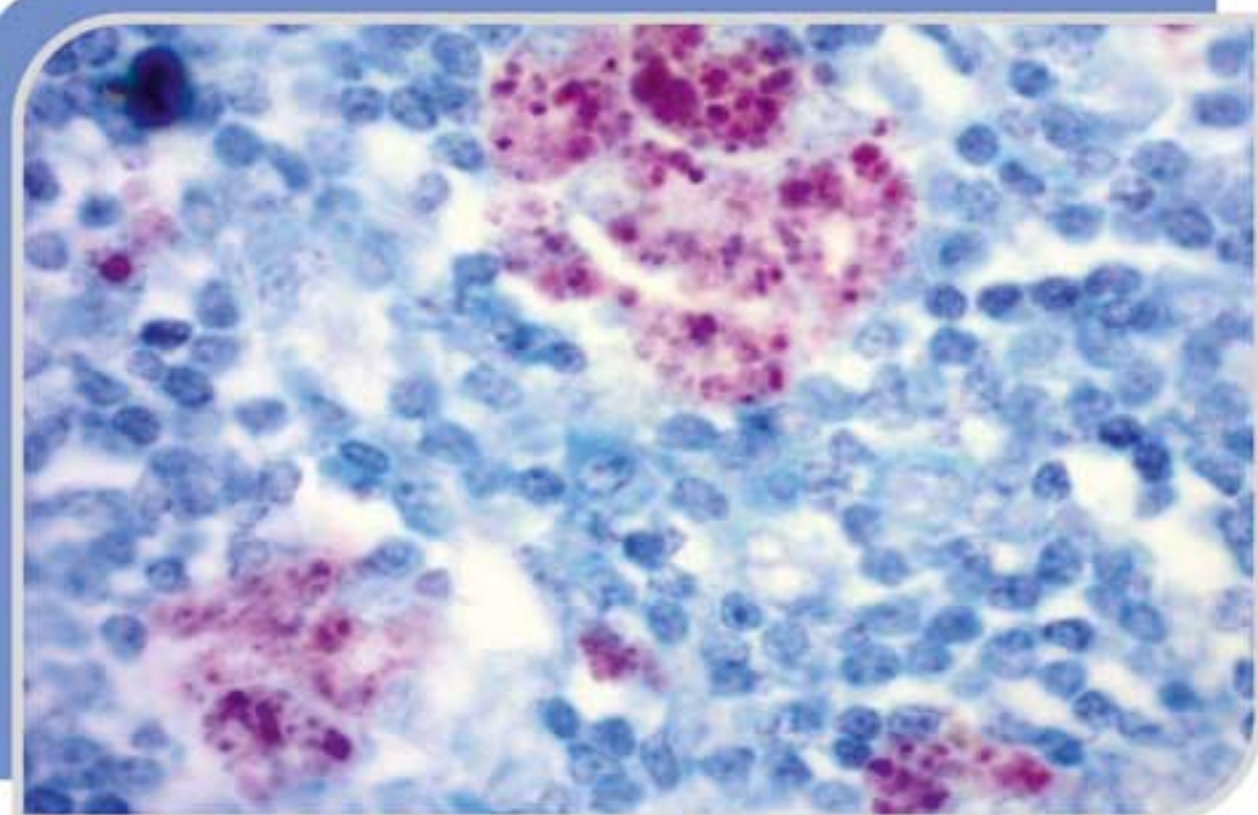
**Amruth Mahal**



**Bannur Ram**



**JD - Intestinal Corrugations**



**MAP - Acid Fast**

Payment of the registration fee shall be made either as Crossed Demand Draft drawn in favour of "Organizing Secretary, IAVP-2017" payable at Bengaluru. Payment can also be made online (NEFT) mode. In case of online transfer the scanned copy of counter foil with details of transfer shall be mailed to Email ID : iavpcongress2017@gmail.com.

### Bank Account Details

**Name of the bank - Vijaya Bank, Ganganagar Branch**

Veterinary Pathology Congress -Current A/C No: 1065 0030 1000 449

IFSC Code: VIJB 0001065

Swift Code : VIJBINBBFXB.

**Cancellation Policy:** Cancellation of registration may be applicable on request on or before 1<sup>st</sup> November 2017. The request may be sent to the Organizing Secretary by email and the refund of the amount shall be made at the end of the Conference. 50% of the original payment will be refunded after deduction of bank charges (if any).

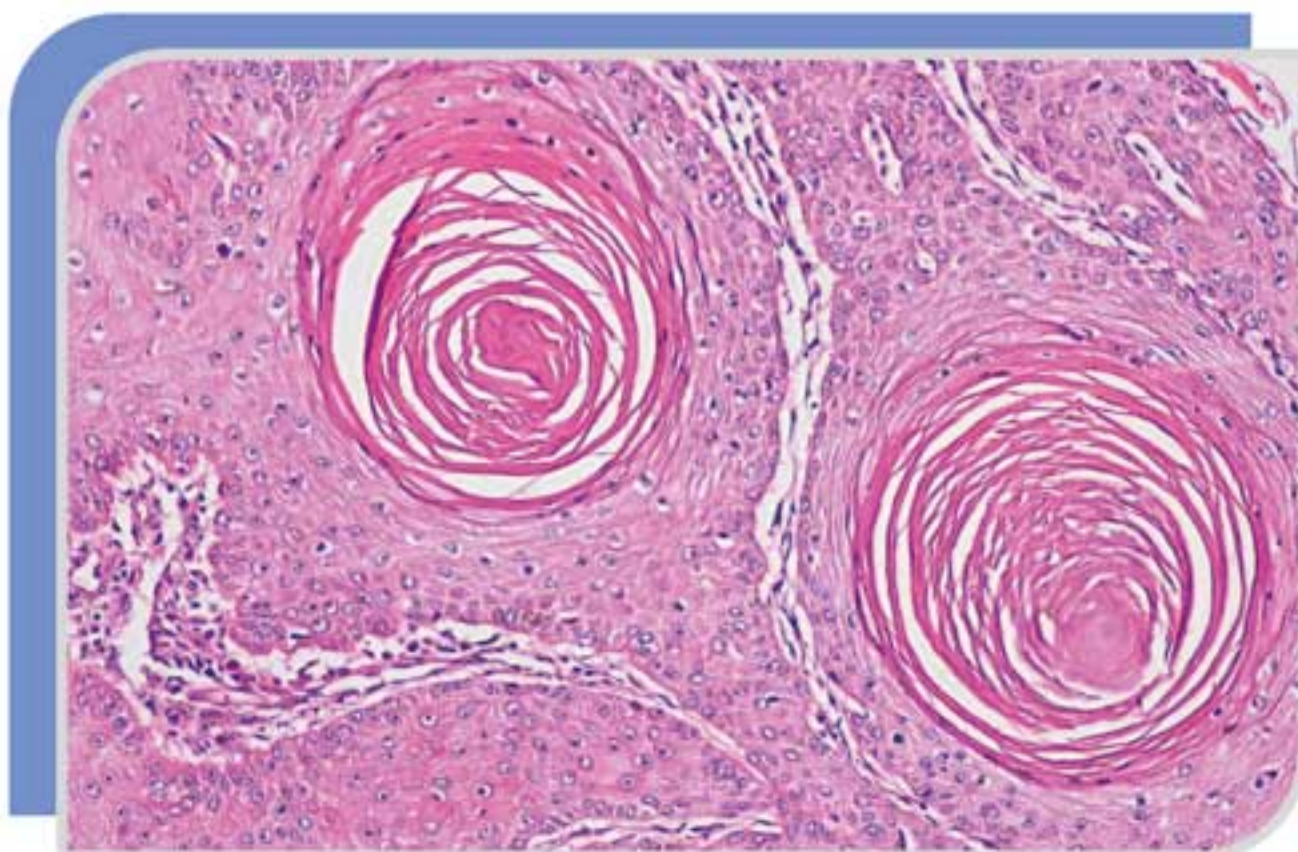
### ACCOMMODATION

Accommodation for the delegates shall be arranged in University Guest House, the tariff of which ranges from INR. 500 to INR. 1000 on first come first service basis. In addition, modest hotels are available in and around the venue with tariff ranging from 2000-5000 INR. The delegates are requested to send in the registration form mentioning about the type of accommodation along with the preferred tariff to enable us to book hotels.

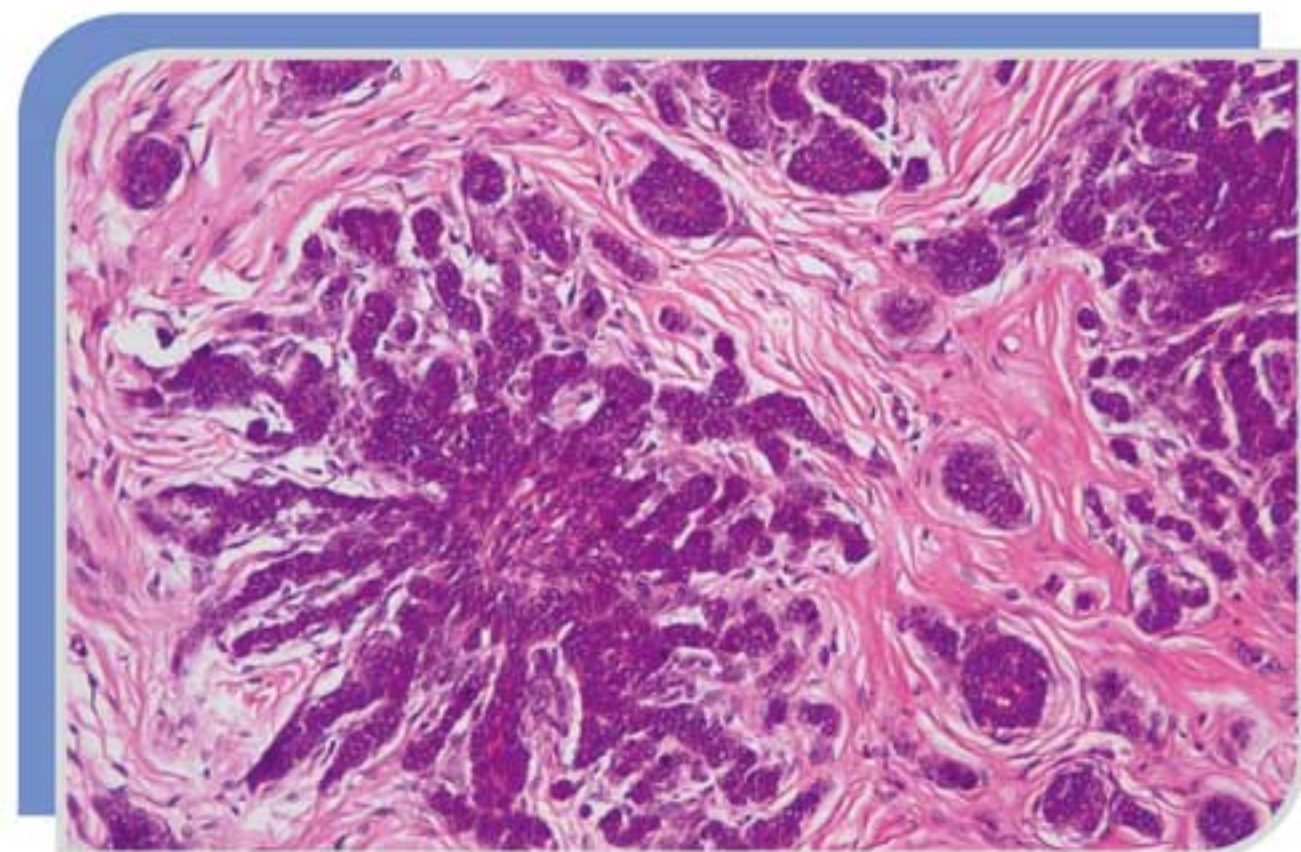
### Important Dates

Submission of Abstract: 30<sup>th</sup> September 2017

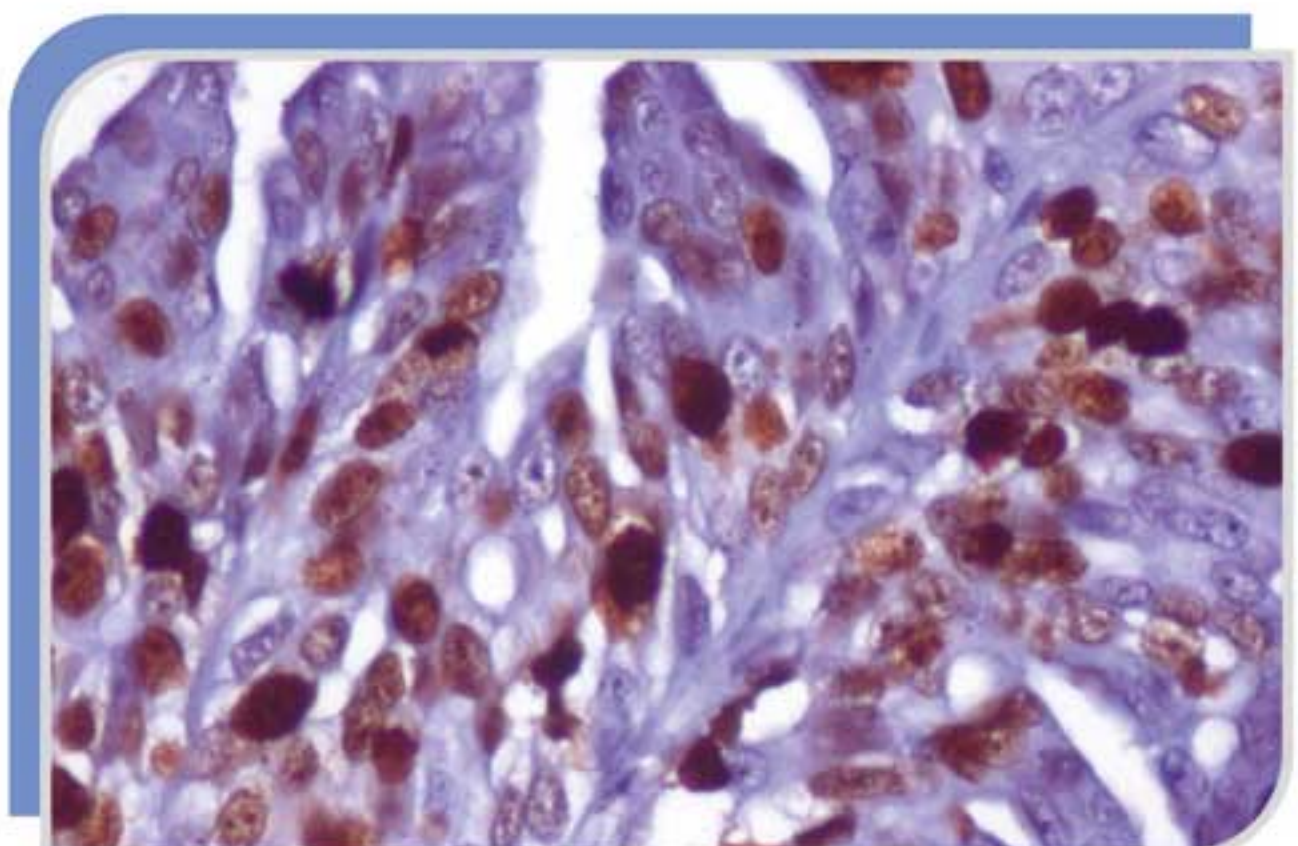
Cancellation of Registration: 1<sup>st</sup> November 2017



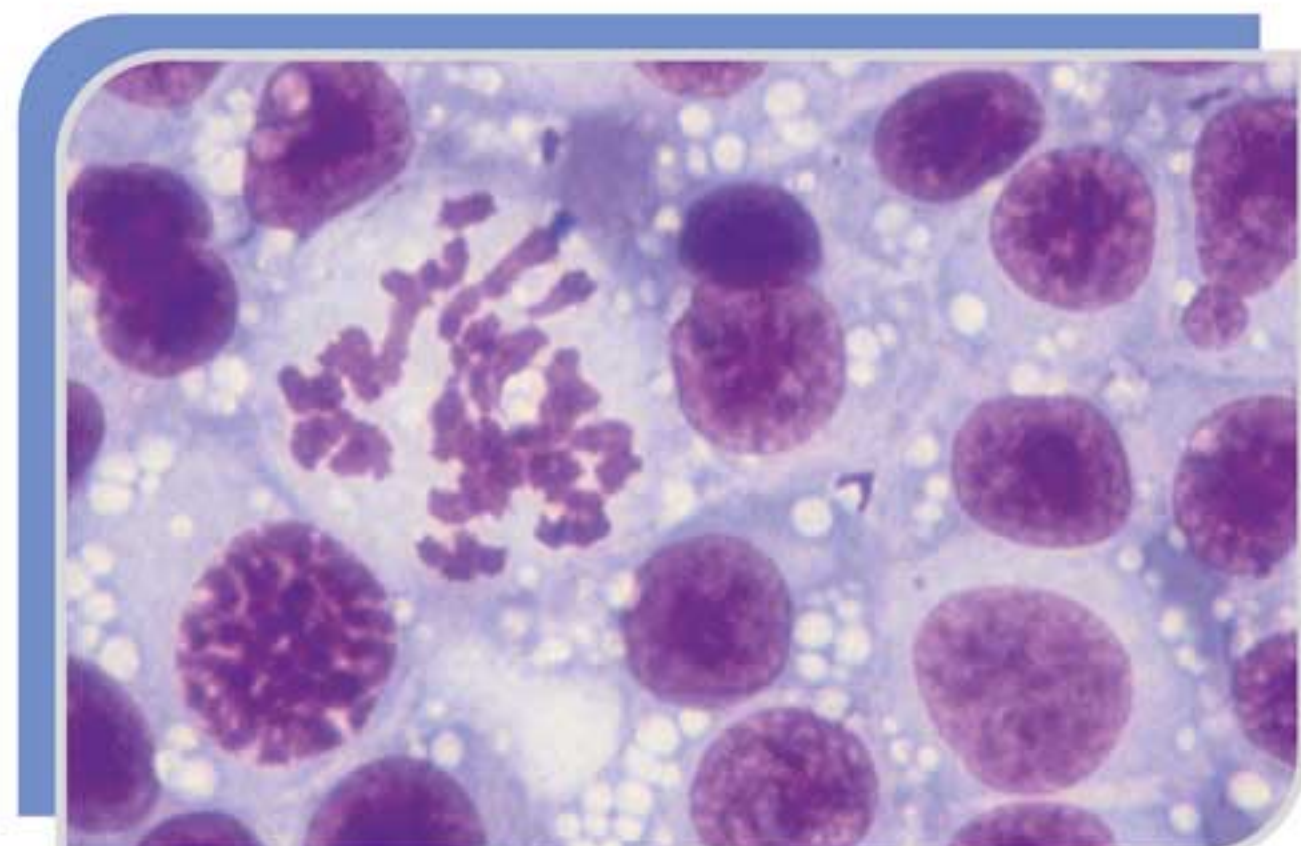
**SQCC**



**Trichoblastoma**



**Adeno Carcinoma-ki67**



**TVT**

ASVP announces International awards for each Poster session (open for all participants)

**Annual Awards of IAVP-2017 (For Members of IAVP only)**

The Indian Association of Veterinary Pathologist confers a number of awards (revised in 2016) every year to encourage Veterinary Pathologists who have excelled in professional competence and contributed to the advancement of knowledge in Veterinary Pathology. The last date for receiving award application is 9<sup>th</sup> October, 2017. The awards are listed below and for rules and regulation the applicants may log on to [www.iavp.org](http://www.iavp.org)

**(I) YOUNG SCIENTIST AWARDS (Three Nos.)**

IAVP-Young Scientist Award for Best Oral Presentation

IAVP-Dr Balwant Singh Memorial Young Scientist Award for Second Best Oral Presentation

IAVP-Prof. S. Ramachandran Memorial Best Molecular Oncologist Presentation Award

**(II) POSTER PRESENTATION AWARDS (Three Nos., open to both IAVP and ASVP members)**

IAVP-Best Poster Presentation Award

IAVP-Organizing Secretary Second Best-Poster Presentation Award

IAVP-Savithree Jibachch Sinha Third Best Poster Presentation Award

**(III) JOURNAL AWARDS (Four Nos.)**

IAVP-Dr C.M. Singh Award for Best Full Research Article (Non Pack Animals)

IAVP-Dr S. Damodaran Award for Best Oncology Case Report

IAVP Dr B.S. Rajya Award for Best Non Oncology Short/ Rapid Communication of a Research

IAVP-Gang-Mana Sharma Award for Best Article/ Case Report on Pack Animals

**(IV) BEST POST GRADUATE THESIS AWARDS (Four Nos.)**

IAVP-Best M.V.Sc. Thesis Award

IAVP-Dr Ram Raksha-Kiran Shukla Award for Second Best M.V.Sc Thesis

IAVP-Best Ph.D. Thesis Award

IAVP-Dr Patri Rama Rao Award for Second Best Ph.D. Thesis

**(V) IAVP ACHIEVEMENT AWARDS IN SPECIALITY SUBJECTS**

IAVP-Best Poultry Pathologist Award

IAVP-Best Farm Animals Pathologist Award

IAVP-Best Companion Animal Pathologist Award

IAVP-Best Laboratory Animal Pathologist Award

IAVP-Best Wildlife Pathologist Award

IAVP-Dr B.L. Purohit Memorial Best Toxicologist Pathologist Award

**(VI) FELLOW OF INDIAN ASSOCIATION OF VETERINARY PATHOLOGISTS (FIAVP)(Three Nos)**

For outstanding Pathologists based on their contribution to the advancement of the Veterinary Pathology, Research and Education

**(VII) Dr P.P. GUPTA ORATION**

For Presentation of outstanding research findings on any topic in Veterinary Pathology by a retired eminent Veterinary Pathologist

**(VIII) IAVP-Veterinary Pathology Congress-Continuing Veterinary Pathology Education Lecture\***

**(IX) IAVP-Veterinary Pathology Congress-Thematic Lecture\***

**(X) IAVP-Appreciation to Organizing Secretary and Team\***

**(XI) IAVP-Appreciation for Best EC Worker/ Zone/ Chapter\***

**IMPORTANT NOTE:**

\*On invitation of EC IAVP

Soft copy of Award application may be sent by email on or before 9<sup>th</sup> October, 2017 to

Secretary General, Dr K.P. Singh, Principal Scientist, Joint Directorate, CADRAD, ICAR - IVRI Izatnagar, UP

Email: [karam.singh@rediffmail.com](mailto:karam.singh@rediffmail.com) Mob: 919897806926 Tel: 0581-2302188

Requisite number of hard copies of the application will have to be submitted at the conference venue for consideration.

## ORGANISING COMMITTEE

### Chief Patron

**: Prof. R.V. Prasad**  
Vice Chancellor  
KVAFSU, Nandinagar, Bidar – 585 401.

### Patron

**: Dr H.N.Narasimhamurthy**  
Dean, Veterinary College,  
KVAFSU, Hebbal, Bengaluru

### Chairman

**: Dr M.L. Satyanarayana**  
Professor & Head,  
Dept. of Veterinary Pathology,  
Veterinary College, Hebbal, Bengaluru

### Organizing Secretary

**: Dr H.D. Narayana Swamy**  
Professor,  
Dept. of Veterinary Pathology,  
Veterinary College, Hebbal, Bengaluru

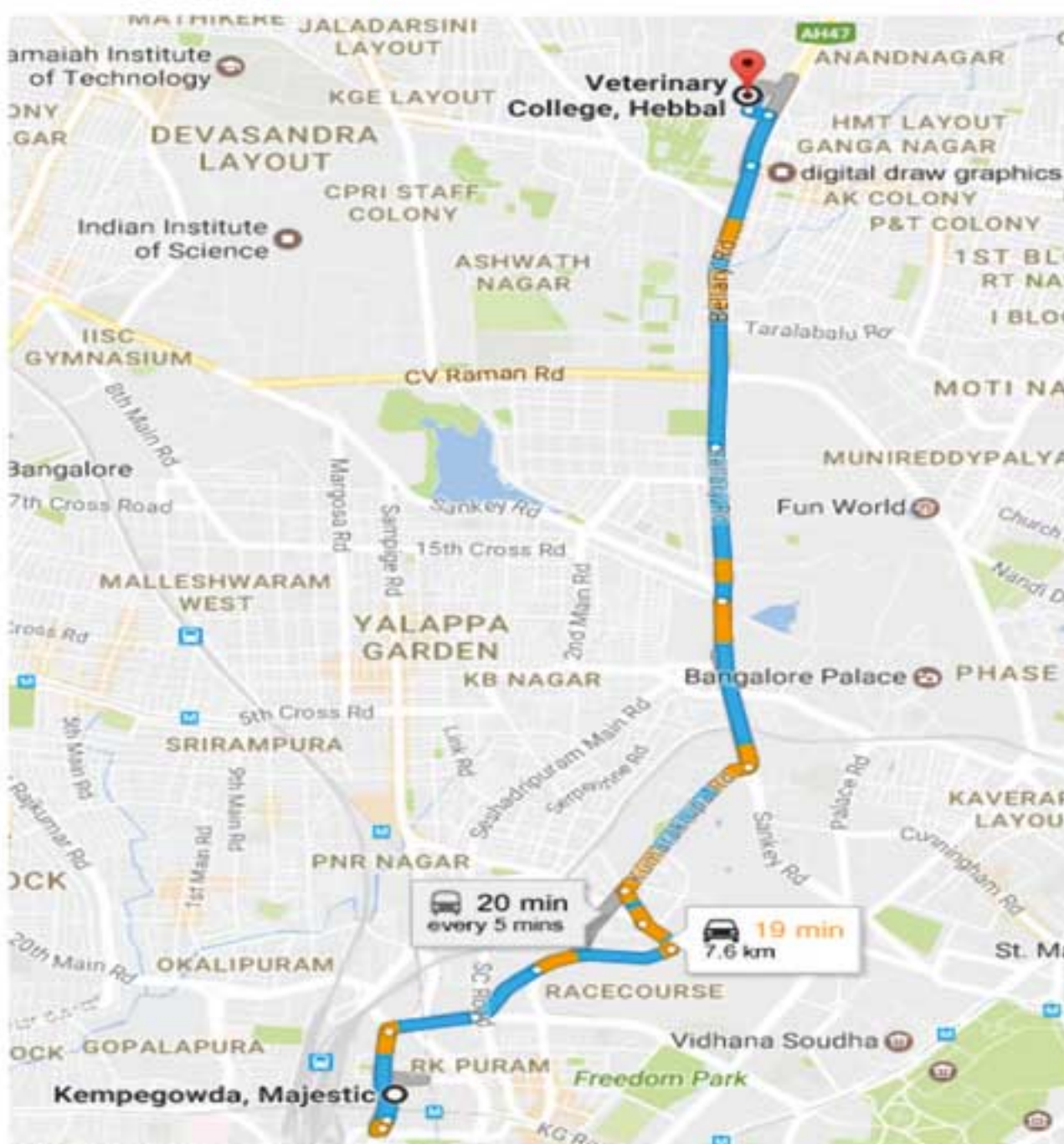
### Treasurer

**: Dr Suguna Rao**  
Professor,  
Dept. of Veterinary Pathology,  
Veterinary College, Hebbal, Bengaluru

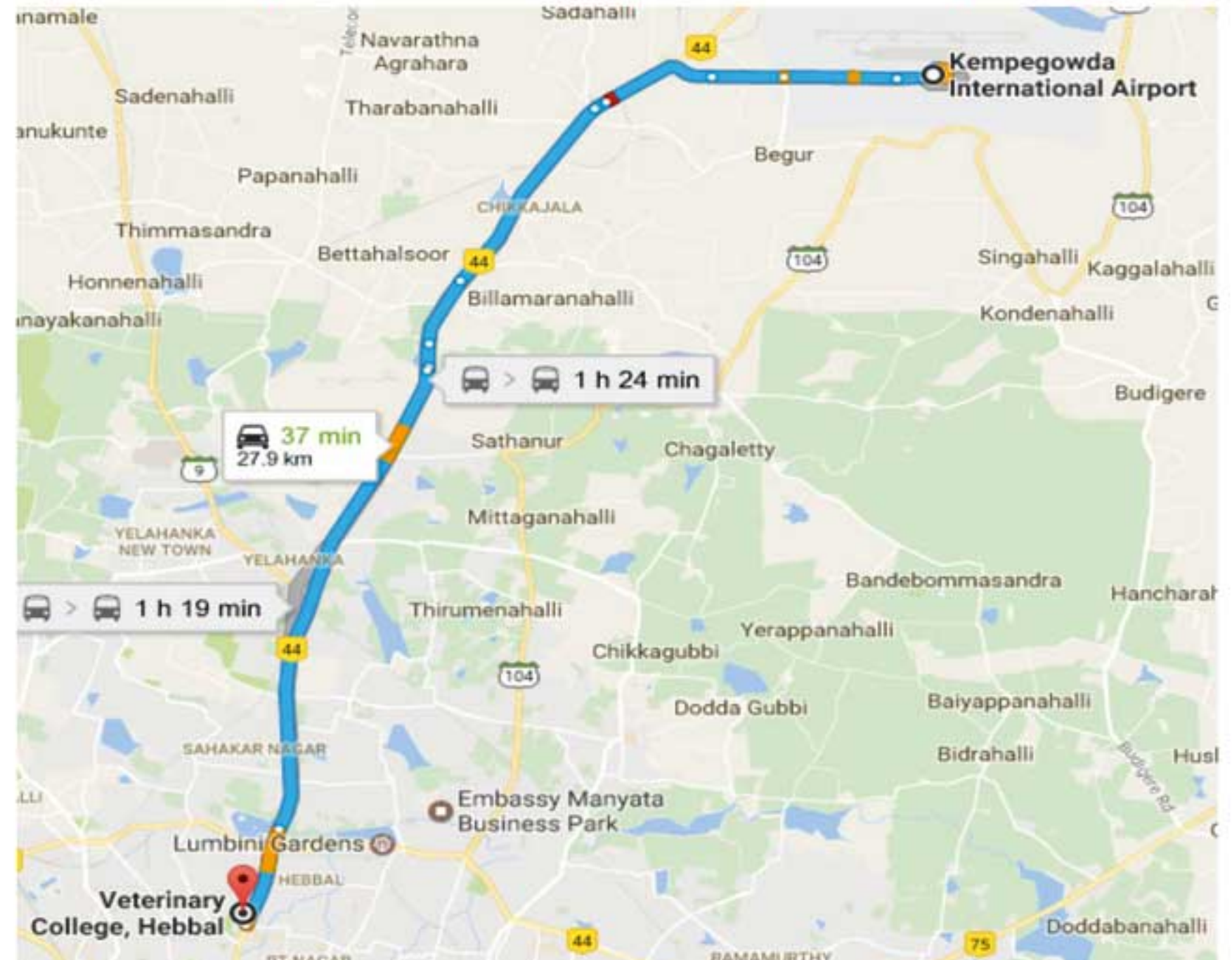
### Members

**:** Dr Mukund Gajendragad  
Dr M.T. Manjunath  
Dr D.T. Nayak  
Dr G.M. Jayramu  
Dr V.T. Shilpa  
Dr Shiva Sharanappa Yalgod  
Dr Harshakumar Shetty  
Dr B.P. Manjunath  
Dr B.P. Shivashankar  
Dr Mohan Kumar Shettar

### Root Map Majestic to Veterinary College



### Root Map International Airport to Veterinary College



## Executive Committee, IAVP

<b>President</b>	Dr R. Somvanshi	<b><u>Zonal Secretary</u></b> North: Dr R.P.Gupta West: Dr D.V.Joshi East: Dr S.K. Panda North-East: Dr Damodar Singh Central: Dr K. Rajkumar South: Dr V. Rama Devi
<b>Vice President(s)</b>	Dr N.K. Sood	
	Dr R.C. Ghosh	
<b>Secretary General</b>	Dr K.P. Singh	
<b>Treasurer</b>	Dr Rajendra Singh	<b><u>Executive Members</u></b> Dr C. Balachandran Dr B.N. Tripathi Dr Arvind D. Ingle Dr N.C. Patra Dr B.S. Sandhu Dr P. Krishnamoorthi
<b>Chief Editor</b>	Dr R.V.S. Pawaiya	
<b>Editor</b>	Dr A. Anand Kumar	
<b>Web Manager</b>	Dr N.V. Kurkure	

## Executive Committee, ASVP.

<b>President</b>	Dr T. V. Anilkumar (India)
<b>Immediate Past President</b>	Dr Veronica Matawaran (Philippines)
<b>Members</b>	Prof Ryoji Yamaguchi (Japan) Prof. Kyu-Shik Jeong (Republic of Korea) Prof. Bambang P. Priosoeryanto (Indonesia) Prof. Jasni Sabri (Malaysia) Prof. Somporn Techangamsuwan (Thailand) Prof. Chian Ren Jeng (Republic of China) Prof. Nguyễn Thị Lan (Vietnam)

### **Address for Correspondence**

#### **Dr H.D. Narayana Swamy**

Professor, Dept. of Veterinary Pathology, Veterinary College, Hebbal, Bengaluru-24.  
Ph: 09845526042 E-mail: drhdnswamy9@gmail.com

### **International Correspondence**

#### **Dr T V Anilkumar**

Scientist (Veterinary Pathology)  
Division of Experimental Pathology  
Sree Chitra Tirunal Institute for Medical  
Sciences & Technology, BMT Wing,  
Satelmond Palace Campus  
Trivandrum – 695012.  
E-mail: tvanilkumar@yahoo.co.uk  
Ph: 09447017506

E-mail: iavpcongress2017@gmail.com  
WhatsApp#: +91 9880803050  
Facebook: IAVP CONGRESS 2017  
**website : www.iavp-asvp2017.com**